

**BUREAU OF BUDGET & MANAGEMENT RESEARCH**

OFFICE OF THE GOVERNOR

Post Office Box 2950, Hagåtña Guam 96932

**FELIX P. CAMACHO**  
GOVERNOR

**BERTHA M. DUENAS**  
DIRECTOR

**MICHAEL W. CRUZ, M.D.**  
LIEUTENANT GOVERNOR

2009 JUL 16 AM 10:13

JUL 15 2009

The Honorable Judith Won Pat  
Speaker  
I Mina'Trenta Na Liheslaturan Guåhan  
Thirtieth Guam Legislature  
155 Hesler Place  
Hagåtña, Guam 96910

Office of the Speaker  
Judith T. Won Pat, Ed. D.  
Date 7/15/09  
Time 11:00  
Received by  
30-09-0862

Dear Speaker Won Pat:

Attached is the monthly comparative revenues and expenditures report as of June 2009 pursuant to §4109 (c) (3) of Title 5 GCA. The report includes preliminary revenue and expenditure totals for the months of October 2008 through June 2009. These reports will be posted shortly on our website.

Should you have any questions, please do not hesitate to call me.

Sincerely,

  
BERTHA M. DUENAS

Attachment(s)


cc: Chairman, Committee on Appropriations, Taxation,  
Banking, Insurance, Retirement, and Land  
Office of Public Accountability

D875

Monthly Comparative Reporting Requirement  
Pursuant to §4109 (c) (3) of Title 5 GCA  
General Fund

	A Pursuant to PL 29- 113 Chapter I Section 2*	B Actual for the Month of June 2009**	C Actual Cumulative June 2009**	(C - A)
<b>GENERAL FUND REVENUES</b>	<b><u>AMOUNT</u></b>		<b><u>AMOUNT</u></b>	<b><u>Actual to date vs. Adopted</u></b>
<b>A. TAXES</b>				
Income Tax				
Corporate	104,039,979	10,617,445	71,226,358	(32,813,621)
Individual	77,505,105	20,286,498	72,109,074	(5,396,031)
Withholding Taxes, Interest and Penalties	174,329,231	24,219,581	134,644,409	(39,684,822)
Provision for Tax Refund	(88,600,000)	(8,664,647)	(68,641,392)	19,958,608
<b>TOTAL INCOME TAXES</b>	<b>267,274,315</b>	<b>46,458,878</b>	<b>209,338,449</b>	<b>(57,935,866)</b>
Gross Receipts Tax	197,599,805	16,503,914	143,037,730	(54,562,075)
<b>TOTAL TAXES</b>	<b>464,874,120</b>	<b>62,962,792</b>	<b>352,376,179</b>	<b>(112,497,941)</b>
<b>B. FEDERAL SOURCES</b>	<b>48,351,222</b>	<b>3,519,901</b>	<b>30,570,130</b>	<b>(17,781,092)</b>
<b>C. USE OF MONEY AND PROPERTY</b>	<b>3,293,486</b>	<b>109,818</b>	<b>350,978</b>	<b>(2,942,508)</b>
<b>D. LICENSES, FEES AND PERMITS</b>	<b>3,248,507</b>	<b>2,630,957</b>	<b>3,496,269</b>	<b>247,762</b>
<b>E. DEPARTMENT CHARGES</b>	<b>954,462</b>	<b>161,307</b>	<b>994,007</b>	<b>39,545</b>
<b>TOTAL GENERAL FUND REVENUE</b>	<b>520,721,797</b>	<b>69,384,775</b>	<b>387,787,562</b>	<b>(132,934,235)</b>

Certified By:



**JUL 15 2009**

Bertha M. Duenas, Director, BBMR


Date



7/15/09

Lourdes M. Perez, Director, DOA

Date



7/15/09

Artemio B. Alagan, Director, DRT

Date

\*Provided by BBMR pursuant to PL 29-113.

\*\*Preliminary numbers provided by DOA & DRT, run date as of 07/13/2009.

Government Of Guam  
 Combined Comparative Statement Of Revenues  
 General Fund  
 June 30, 2009 & 2008

	For the Months			Fiscal Year 2009	Year-To-Date	
	June, 2009	June, 2008	Increase (Decrease)		Fiscal Year 2008	Increase (Decrease)
<b>Income taxes:</b>						
Individual	\$20,286,498	\$5,111,621	\$15,174,877	\$72,109,074	\$61,327,289	\$10,781,784
Corporation	10,617,445	13,197,120	(2,579,675)	71,226,358	74,221,338	(2,994,980)
Withholding	14,083,569	15,520,012	(1,436,443)	121,520,257	129,766,314	(8,246,056)
Withholding - COLA	8,903,731	4,951	8,898,780	8,912,779	207,145	8,705,634
Interest & penalties	1,232,281	667,752	564,529	4,211,373	2,940,838	1,270,535
Provision for refunds	(8,664,647)	(7,493,732)	(1,170,915)	(68,641,392)	(59,349,083)	(9,292,309)
<b>Total Income Taxes</b>	<b>46,458,878</b>	<b>27,007,724</b>	<b>19,451,153</b>	<b>209,338,449</b>	<b>209,113,840</b>	<b>224,608</b>
<b>Business privilege taxes:</b>						
Gross Receipts Taxes	16,217,611	15,757,865	459,746	140,168,072	137,174,018	2,994,054
<b>Other Taxes:</b>						
Admissions tax	68,500	21,350	47,150	70,188	22,288	47,900
Use tax	217,803	187,911	29,892	2,799,470	2,403,988	395,483
<b>Total Business Privilege Taxes</b>	<b>16,503,914</b>	<b>15,967,126</b>	<b>536,788</b>	<b>143,037,730</b>	<b>139,600,293</b>	<b>3,437,436</b>
<b>Total Licenses, Fees &amp; Permits</b>	<b>2,630,957</b>	<b>2,498,942</b>	<b>132,015</b>	<b>3,496,269</b>	<b>3,214,578</b>	<b>281,691</b>
<b>Total Use of Money &amp; Property</b>	<b>109,818</b>	<b>73,695</b>	<b>36,123</b>	<b>350,978</b>	<b>462,749</b>	<b>(111,771)</b>
<b>Federal Sources:</b>						
Section 30	3,239,114	3,352,102	(112,988)	29,152,029	30,168,922	(1,016,893)
Immigration fees	247,535	14,255	233,280	1,219,480	1,243,046	(23,566)
Indirect cost recovery	33,252	278,384	(245,132)	198,621	968,467	(769,846)
<b>Total Federal Sources</b>	<b>3,519,901</b>	<b>3,644,741</b>	<b>(124,840)</b>	<b>30,570,130</b>	<b>32,380,434</b>	<b>(1,810,305)</b>
<b>Department Charges:</b>						
Agriculture	274	266	8	2,564	2,407	157
Police & corrections	0	10	(10)	30	1,197	(1,167)
Public works	10,348	1,780	8,568	32,823	16,798	16,025
Public health	14,831	12,685	2,146	145,376	121,185	24,191
Commerce	32,717	31,646	1,071	197,251	183,435	13,816
Other charges	103,137	140,789	(37,652)	615,962	521,063	94,899
<b>Total Department Charges</b>	<b>161,307</b>	<b>187,176</b>	<b>(25,869)</b>	<b>994,007</b>	<b>846,086</b>	<b>147,921</b>
<b>TOTAL GENERAL FUND REVENUES</b>	<b>\$69,384,775</b>	<b>\$49,379,404</b>	<b>\$20,005,371</b>	<b>\$387,787,562</b>	<b>\$385,617,981</b>	<b>\$2,169,581</b>

**Note:**

<sup>1</sup>Revenues are based on a modified accrual basis. During the year, revenues are recognized on a cash basis, but at year end an accrual is made for actual collections relating to prior years taxes 60 days after 09/30. ( In accordance with GASB 33 - Accounting Financial Reporting for non-exchange transactions ). Estimates are recorded for the provision for 2008 Refunds & Section 30 is prorated for 12 months.

Government Of Guam  
Actual Revenues Compared to Original Estimates  
General Fund  
Nine Months Ended June 30, 2009

	<u>For the Months</u>			<u>Year-To-Date</u>		
	<u>Estimated</u>	<u>Actual</u>	<u>Favorable (Unfavorable)</u>	<u>Estimated</u>	<u>Actual</u>	<u>Favorable (Unfavorable)</u>
Income taxes:						
Individual	\$4,793,497	\$20,286,498	\$15,493,001	\$65,976,861	\$72,109,074	\$6,132,213
Corporation	15,333,790	10,617,445	(4,716,345)	75,484,628	71,226,358	(4,258,270)
Withholding	14,294,034	14,083,569	(210,465)	128,875,142	121,520,257	(7,354,885)
Withholding - COLA	4,940	8,903,731	8,898,791	166,050	8,912,779	8,746,729
Interest & penalties	672,600	1,232,281	559,681	3,147,355	4,211,373	1,064,018
Provision for refunds	(8,664,647)	(8,664,647)	0	(68,641,392)	(68,641,392)	0
<b>Total Income Taxes</b>	<b>26,434,214</b>	<b>46,458,878</b>	<b>20,024,664</b>	<b>205,008,644</b>	<b>209,338,449</b>	<b>4,329,805</b>
Business privilege taxes:						
Gross Receipts Taxes	17,178,486	16,217,611	(960,875)	146,510,364	140,168,072	(6,342,292)
Other Taxes:						
Admissions tax	21,350	68,500	47,150	22,290	70,188	47,898
Use tax	156,295	217,803	61,508	1,163,339	2,799,470	1,636,131
<b>Total Business Privilege Taxes</b>	<b>17,356,131</b>	<b>16,503,914</b>	<b>(852,217)</b>	<b>147,695,993</b>	<b>143,037,730</b>	<b>(4,658,263)</b>
<b>Total Licenses, Fees &amp; Permits</b>	<b>1,861,822</b>	<b>2,630,957</b>	<b>769,135</b>	<b>2,392,455</b>	<b>3,496,269</b>	<b>1,103,814</b>
<b>Total Use of Money &amp; Property</b>	<b>316,839</b>	<b>109,818</b>	<b>(207,021)</b>	<b>877,157</b>	<b>350,978</b>	<b>(526,179)</b>
Federal Sources:						
Section 30	3,499,493	3,239,114	(260,379)	31,501,523	29,152,029	(2,349,494)
Immigration fees	129,221	247,535	118,314	1,345,827	1,219,480	(126,347)
Indirect cost recovery	220,908	33,252	(187,656)	2,224,278	198,621	(2,025,657)
<b>Total Federal Sources</b>	<b>3,849,622</b>	<b>3,519,901</b>	<b>(329,721)</b>	<b>35,071,628</b>	<b>30,570,130</b>	<b>(4,501,498)</b>
Department Charges:						
Agriculture	89	274	185	2,440	2,564	124
Police & corrections	3	0	(3)	836	30	(806)
Public works	597	10,348	9,751	15,576	32,823	17,247
Public health	4,253	14,831	10,578	108,856	145,376	36,520
Commerce	10,609	32,717	22,108	172,301	197,251	24,950
Other charges	47,197	103,137	55,940	361,782	615,962	254,180
<b>Total Department Charges</b>	<b>62,748</b>	<b>161,307</b>	<b>98,559</b>	<b>661,791</b>	<b>994,007</b>	<b>332,216</b>
<b>TOTAL GENERAL FUND REVENUES</b>	<b>\$49,881,376</b>	<b>\$69,384,775</b>	<b>\$19,503,399</b>	<b>\$391,707,668</b>	<b>\$387,787,562</b>	<b>(\$3,920,106)</b>

Note:

<sup>1</sup>Revenues are based on a modified accrual basis. During the year, revenues are recognized on a cash basis, but at year end an accrual is made for actual collections relating to prior years taxes 60 days after 09/30. ( In accordance with GASB 33 - Accounting Financial Reporting for non-exchange transactions ). Estimates are recorded for the provision for 2008 Refunds & Section 30 is prorated for 12 months.

Prepared By: Elaine C. Ayuyu

Monthly Comparative Reporting Requirement  
Pursuant to §4109 (c) (3) of Title 5 GCA  
General Fund

	Pursuant to PL 29-113*	Actual Cumulative June 2009**	
<b>GENERAL FUND EXPENDITURES &amp; ENCUMBRANCES</b>	<b><u>APPROPRIATIONS</u></b>	<b><u>EXPENDITURES &amp; ENCUMBRANCES</u></b>	<b><u>FUNDS AVAILABLE</u></b>
<b>EXECUTIVE DIRECTION</b>			
Office of I Maga'lahaen Guahan	4,931,348	4,458,803	472,545
I Segundu Na Maga'lahaen Guahan	1,029,559	771,747	257,812
Guam State Clearinghouse	285,611	177,953	107,658
Bureau of Budget & Management Research	1,260,886	972,085	288,801
Civil Service Commission	715,037	481,182	233,855
Bureau of Statistics & Plans	1,031,048	749,892	281,156
Military Affairs	394,188	314,607	79,581
Public Works	9,854,817	7,386,858	2,467,959
Public Works (CONSTRUCTION OF ADDITIONAL CRYPTS IN THE MERIZO PUBLIC CEMETERY)	75,000	-	75,000
CONSTRUCTION OF ADDITIONAL CRYPTS IN THE AGAT PUBLIC CEMETERY	66,264	-	66,264
Department of Land Management	84,589	134,971	(50,382)
Guam Election Commission	217,613	214,088	3,525
Guam Election Commission (PAYMENT OF PRIOR YEARS RENTAL OBLIGATIONS)	230,148	258,148	(28,000)
Commission on Decolonization	175,962	127,546	48,416
Ancestral Lands Commission	229,035	163,960	65,075
Department of Veterans Affairs	245,939	179,282	66,657
Medical Referral Offices	674,121	660,171	13,950
Chamorro Land Trust Commission		-	-
Contractors License Board		-	-
Professional Engineers', Architects' and Land Surveyors'		-	-
<b>TOTAL</b>	<b>21,501,165</b>	<b>17,051,292</b>	<b>4,449,873</b>
<b>PUBLIC SAFETY</b>			
Guam Police Department	23,369,461	17,661,926	5,707,535
Guam Police Department Compensation of Public Safety & Law Enforcement (PL 29-105)	-	-	-
Guam Fire Department	24,274,291	16,749,343	7,524,948
Guam Fire Department Compensation of Public Safety & Law Enforcement (PL 29-105)	-	-	-
Corrections	17,084,690	12,881,441	4,203,249
Corrections Compensation of Public Safety & Law Enforcement (PL 29-105)	-	-	-
Youth Affairs	3,360,350	2,624,880	735,470
Youth Affairs Compensation of Public Safety & Law Enforcement (PL 29-105)	-	-	-
Youth Affairs Sanctuary	371,677	261,525	110,152
DPR - Park Patrol Div. Compensation of Public Safety & Law Enforcement (PL 29-105)	-	-	-
AGRI - Conservation Div. Compensation of Public Safety & Law Enforcement (PL 29-105)	-	-	-
Chief Medical Examiner	370,596	249,448	121,148
<b>TOTAL</b>	<b>68,831,065</b>	<b>50,428,563</b>	<b>18,402,502</b>
<b>HOMELAND SECURITY</b>			
Customs and Quarantine		-	-
Civil Defense		-	-
<b>TOTAL</b>	<b>-</b>	<b>-</b>	<b>-</b>
<b>HEALTH</b>			

Monthly Comparative Reporting Requirement  
Pursuant to §4109 (c) (3) of Title 5 GCA  
General Fund

	Pursuant to PL 29-113*	Actual Cumulative June 2009**	
<b>GENERAL FUND EXPENDITURES &amp; ENCUMBRANCES</b>	<b>APPROPRIATIONS</b>	<b>EXPENDITURES &amp; ENCUMBRANCES</b>	<b>FUNDS AVAILABLE</b>
Dept. of Public Health & Social Services	10,667,049	8,520,246	2,146,803
MIP/Medicaid Program (DPH&SS)	28,424,309	13,370,060	15,054,249
Public Assistance Programs (DPH&SS)	2,120,748	1,475,794	644,954
Dept. of Public Health & Social Services Community Health Centers	282,528	274,565	7,963
Catastrophic Illness Asst. Program (DPH&SS)		-	-
Mental Health and Substance Abuse	5,909,952	6,180,867	(270,915)
Mental Health and Substance Abuse Outsourcing Services Providing Drug & Alcohol Detoxication, Rehab & Prevention	565,056	565,056	-
Mental Health and Substance Abuse Youth Drug & Alcohol Program	141,582	141,582	-
Guam Memorial Hospital Authority		-	-
Dept. of Integ. Services for Indiv. With Dis.	1,505,920	736,825	769,095
<b>TOTAL</b>	<b>49,617,144</b>	<b>31,264,996</b>	<b>18,352,148</b>
<b>EDUCATION</b>			
GPSS Operations	169,516,690	129,109,561	40,407,129
GPSS Textbooks (PL 29-19 Section 1 (f)(1))	2,000,000	2,000,000	-
GPSS Library Resources Fund For The Purchase of Textbooks (PL 29-102 Section 1)	800,000	600,000	200,000
GPSS Textbooks (PL 29-106 Section 5)	5,800,000	2,900,000	2,900,000
GPSS Outstanding Invoices for Defense Logistics/DSCP For The Child Nutrition Program (PL 29-106 Section 8)	2,971,035	2,971,035	-
GPSS Office of the Education Suruhanu	163,041	108,696	54,345
University of Guam	27,148,016	20,074,786	7,073,230
UOG Scholarships (SSFAP)	2,387,991	1,790,991	597,000
A.C. Yamashita Ed. Corps.	1,238,127	928,593	309,534
Guam Community College	13,278,499	9,587,173	3,691,326
Guam Public Library	1,435,991	1,149,907	286,084
Guam Edu. Telecom. Corp. (KGTF)	581,264	444,674	136,590
<b>TOTAL</b>	<b>227,320,654</b>	<b>171,665,415</b>	<b>55,655,239</b>
<b>UTILITIES</b>			
<b>TOTAL</b>	-	-	-
<b>FINANCE &amp; ADMINISTRATION</b>			
Department of Administration	8,040,009	7,353,952	686,057
Government Claims Fund	94,176	94,176	-
Government Annual Single Audit	353,656	353,656	-
Training & Continuing Education of Government Public Accountants	31,549	24,881	6,668
CHILD IN CUSTODY - 19 GCA §5116	659,232	452,228	207,004
<b>TOTAL</b>	<b>9,178,622</b>	<b>8,278,893</b>	<b>899,729</b>
<b>REVENUE &amp; TAXATION</b>			
Department of Revenue & Taxation	7,940,000	6,646,065	1,293,935
<b>TOTAL</b>	<b>7,940,000</b>	<b>6,646,065</b>	<b>1,293,935</b>
<b>JUSTICE</b>			
Department of Law	7,525,531	5,557,080	1,968,451
Department of Law Compensation of Public Safety & Law Enforcement (PL 29-105)	108,495	44,285	64,210
<b>TOTAL</b>	<b>7,634,026</b>	<b>5,601,366</b>	<b>2,032,660</b>

Monthly Comparative Reporting Requirement  
Pursuant to §4109 (c) (3) of Title 5 GCA  
General Fund

	Pursuant to PL 29-113*	Actual Cumulative June 2009**	
<b>GENERAL FUND EXPENDITURES &amp; ENCUMBRANCES</b>	<b><u>APPROPRIATIONS</u></b>	<b><u>EXPENDITURES &amp; ENCUMBRANCES</u></b>	<b><u>FUNDS AVAILABLE</u></b>
<b>NATURAL RESOURCES</b>			
Guam Environmental Protection Agency		-	-
Department of Agriculture	2,444,097	1,699,983	744,114
<b>TOTAL</b>	<b>2,444,097</b>	<b>1,699,983</b>	<b>744,114</b>
<b>LABOR</b>			
Worker's Compensation Fund	798,593	610,967	187,626
Department of Labor	1,252,504	1,031,613	220,891
Agency for Human Resources Dev. (Federal)		-	-
<b>TOTAL</b>	<b>2,051,097</b>	<b>1,642,580</b>	<b>408,517</b>
<b>TOURISM &amp; CULTURE</b>			
Guam Visitors Bureau		-	-
Guam Council on the Arts and Humanities	338,394	223,798	114,596
Department of Chamorro Affairs	888,537	717,990	170,547
<b>TOTAL</b>	<b>1,226,931</b>	<b>941,788</b>	<b>285,143</b>
<b>HOUSING &amp; ECONOMIC DEVELOPMENT</b>			
DOA Administration Housing		-	-
<b>TOTAL</b>	<b>-</b>	<b>-</b>	<b>-</b>
<b>TRANSPORTATION</b>			
<b>TOTAL</b>	<b>-</b>	<b>-</b>	<b>-</b>
<b>RECREATION</b>			
Department of Parks & Recreation	3,314,580	2,557,128	757,452
<b>TOTAL</b>	<b>3,314,580</b>	<b>2,557,128</b>	<b>757,452</b>
<b>RESERVED (JUDICIAL/LEGISLATIVE/OTHER) LEVELS</b>			
Mayor's Council of Guam	7,078,327	5,644,527	1,433,800
Guam Legislature	6,800,000	5,100,000	1,700,000
Guam Legislature (Office of Finance and Budget)	428,567	321,425	107,142
Guam Legislature (Prior Year Obligation)	475,000	475,000	-
Unified Judiciary	20,168,174	14,343,423	5,824,751
Unified Judiciary (Compensation of Public Safety & Law Enforcement pursuant to PL 29-105 Section 14)	-	-	-
Public Defender	2,750,753	2,068,873	681,880
Office of the Public Auditor	1,108,676	610,285	498,391
Retirement Fund	18,736,678	14,576,726	4,159,952
<b>TOTAL</b>	<b>57,546,175</b>	<b>43,140,260</b>	<b>14,405,915</b>
<b>MISCELLANEOUS APPROPRIATIONS</b>			
WERI (Guam Hydro. Survey)	192,307	144,232	48,075
WERI (Water Resource Monitoring)	163,817	122,861	40,956

Monthly Comparative Reporting Requirement  
Pursuant to §4109 (c) (3) of Title 5 GCA  
General Fund

	Pursuant to PL 29-113*	Actual Cumulative June 2009**	
<b>GENERAL FUND EXPENDITURES &amp; ENCUMBRANCES</b>	<b>APPROPRIATIONS</b>	<b>EXPENDITURES &amp; ENCUMBRANCES</b>	<b>FUNDS AVAILABLE</b>
Aquaculture Development and Training Center	131,846	98,883	32,963
UOG - Northern & Southern Soil & Water Conservation District Programs	157,720	118,288	39,432
UOG - KPRG Ops	94,176	70,632	23,544
UOG - Hero Scholarship Program		-	-
GCC - LPN & Voc Guidance Programs	644,209	465,709	178,500
GCC - Apprenticeship Programs		-	-
Retirement (Medical Premiums)	684,000	513,000	171,000
Retirement (Judges Annuities)	454,200	340,650	113,550
Retirement (Gov./Lt. Gov. Pensions)	145,000	108,756	36,244
Judiciary - Northern Satellite Courts	931,304	698,472	232,832
Judiciary - Court Appt. Fees	659,232	659,232	-
Judiciary - Drug Courts	498,374	373,779	124,595
Judiciary - Family Visit. Center (Erica)		-	-
GCAHA (Guam Territorial Band)		-	-
Administration (COLA)	6,670,000	7,762,700	(1,092,700)
Administration (Supplemental Annuity Benefits Special Fund)	11,908,780	9,981,059	1,927,721
Off-Island Residential Treatment Fund (DOA)	959,132	-	959,132
Mayor's Council (MAINTENANCE & BEAUTIFICATION OF VILLAGE SECONDARY & TERTIARY ROADS & OTHER REQUIREMENTS)	1,036,026	765,825	270,201
Mayor's Council (EXPENDED FOR APPROVED PLANS ON PUBLIC SAFETY & SOCIAL EDUCATION THAT ENFORCE ALCOHOL REGULATIONS ETC.)	447,375	243,784	203,591
Mayor's Council (Island-Wide Beautification)	470,921	358,753	112,168
Mayor's Council (COMMUNITY DEVELOPMENT FUND FOR GPSS GROUNDS MAINTENANCE)	329,668	167,151	162,517
Mayor's Council (OFFICE RENOVATIONS YIGO VICE MAYOR- \$34,000 & MANGILAO VICE MAYOR - \$30,020)	64,020	58,511	5,509
OPA (Procurement Appeals Div.)	163,106	122,415	40,691
Agriculture (Animal Shelter)	100,000	95,000	5,000
2008 General Election	331,483	28,308	303,176
GMHA Pharmaceutical Fund	12,140,525	9,687,417	2,453,108
BBMR & DOA (COSTS RELATING TO NEGOTIATING & ADMINISTERING THE INDIRECT COST RATE)	103,939	-	103,939
GUAM COMMISSION FOR EDUCATOR CERTIFICATION	165,062	-	165,062
Office of the Governor (COMRIGHT - 21 OPERATIONS)	30,473	-	30,473
UOG Center of Excellence		-	-
<b>TOTAL</b>	<b>39,676,695</b>	<b>32,985,416</b>	<b>6,691,279</b>
<b>CONTINUING APPROPRIATIONS</b>			
1993 General Obligation Bonds Series A		-	-
Limited Obligation Highway Refunding Bond 2001		-	-
Limited Obligation (Section 30) Bond, Series 2001A	9,823,750	9,823,750	-
Limited Obligation Infrastructure Improvement Bonds, 1997 Series A		-	-
2008 SHORT TERM FINANCING (GF/SECTION 30)	4,197,474	2,801,475	1,395,999
2002 Short Term Financing	1,281,818	1,281,818	-
<b>TOTAL</b>	<b>15,303,042</b>	<b>13,907,043</b>	<b>1,395,999</b>
<b>GRAND TOTAL</b>	<b>513,585,293</b>	<b>387,810,788</b>	<b>125,774,504</b>
\$1M Weekly Payments pursuant to Civil Case no. 02-00022 (Landfill)	6,955,900	6,955,900	-
<b>ADJUSTED GRAND TOTAL</b>	<b>520,541,193</b>	<b>394,766,688</b>	<b>125,774,504</b>



Monthly Comparative Reporting Requirement  
Pursuant to §4109 (c) (3) of Title 5 GCA  
General Fund

Pursuant to  
PL 29-113\*

Actual Cumulative  
June 2009\*\*

GENERAL FUND EXPENDITURES & ENCUMBRANCES

APPROPRIATIONS    EXPENDITURES & ENCUMBRANCES    FUNDS AVAILABLE


Certified By:



Bertha M. Duenas, Director, BBMR

JUL 15 2009


Date



Lourdes M. Perez, Director, DOA

7/15/09

Date



Artemio B. Hagan, Director, DRT

7/15/09

Date

\*Provided by BBMR pursuant to PL 29-113.

\*\*Preliminary numbers provided by DOA to exclude X & Z accounts, system run date as of 07/14/2009.